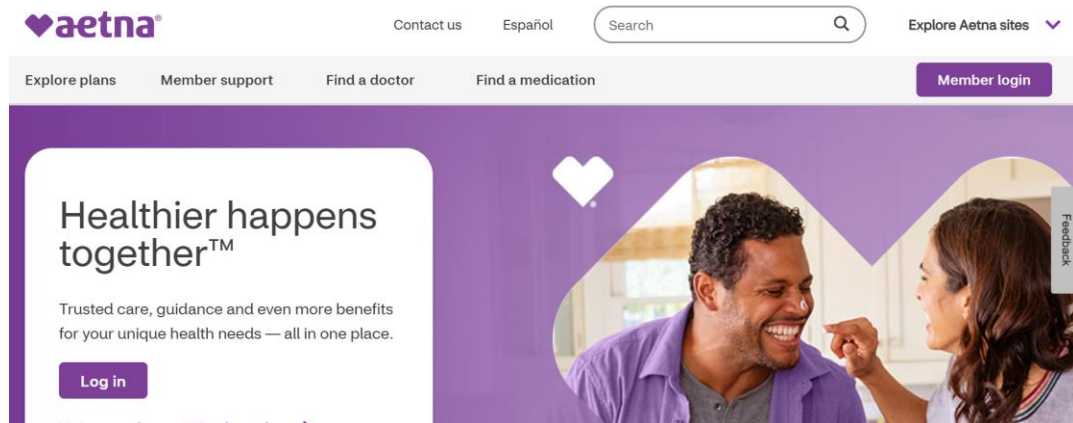
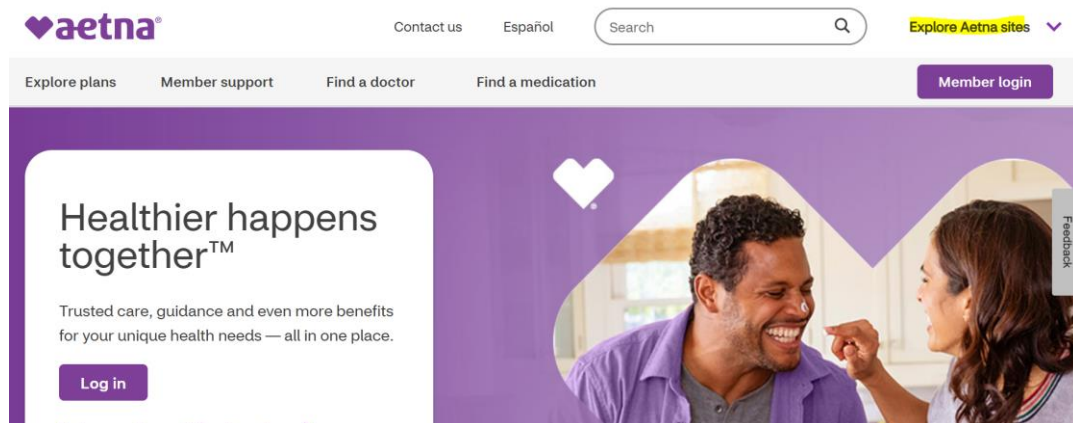


How to find Providers in the Broad Network

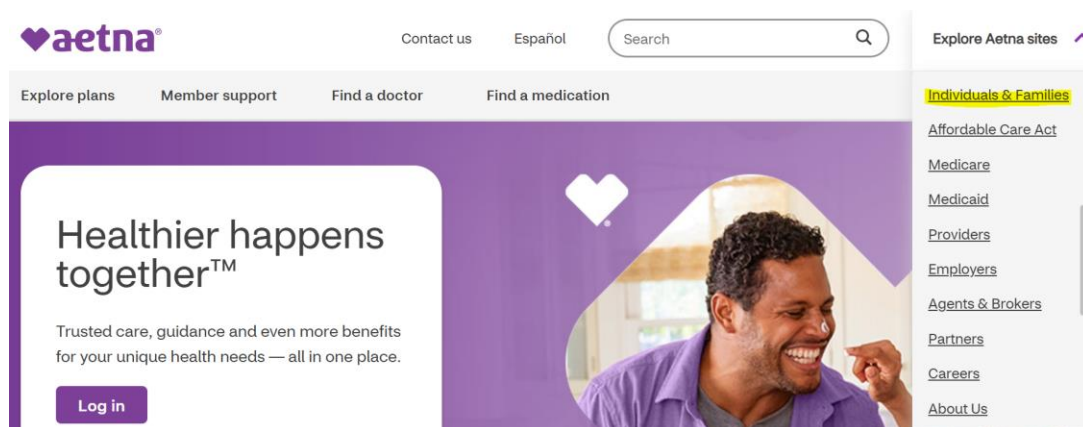
1. Go to www.aetna.com



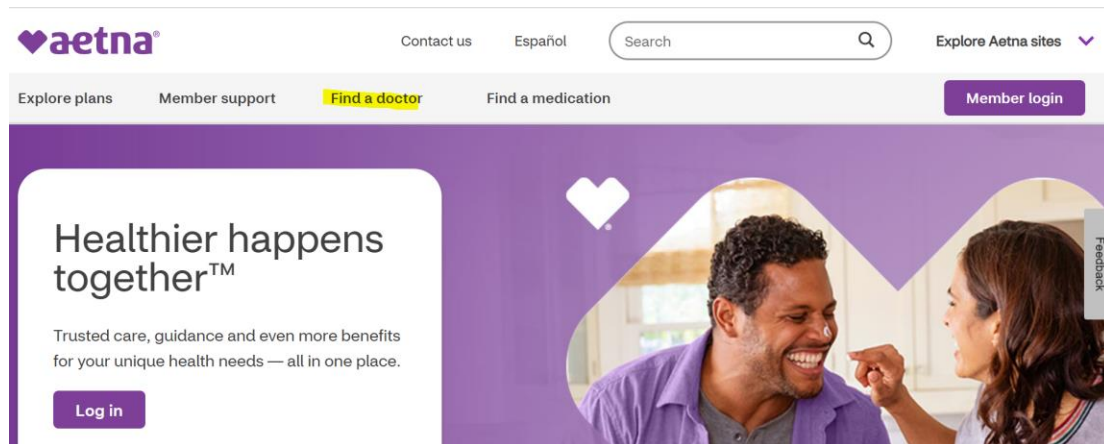
2. At the top right hand corner, click “Explore Aetna Sites”



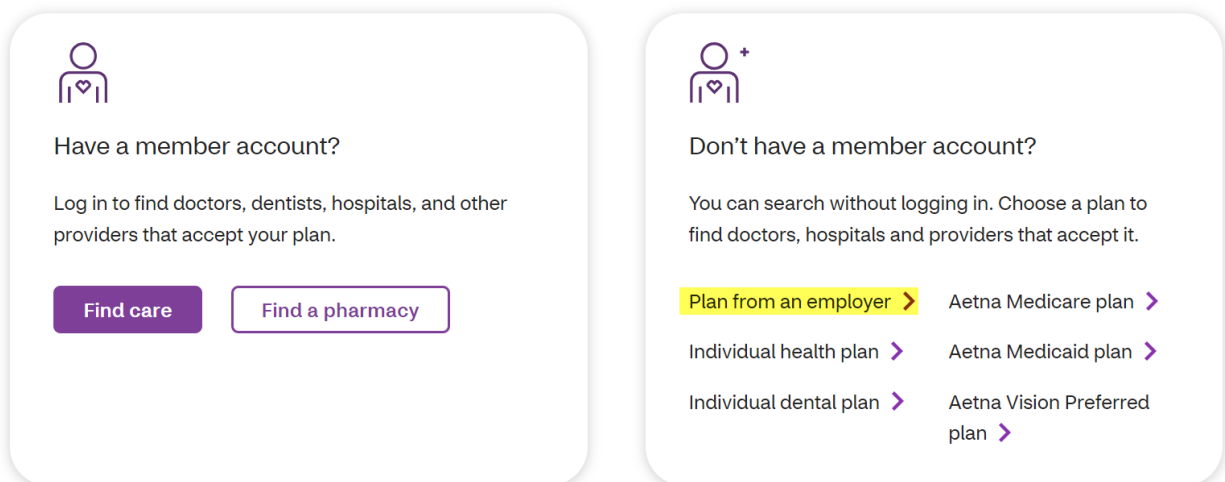
3. Click “Individuals & Families”



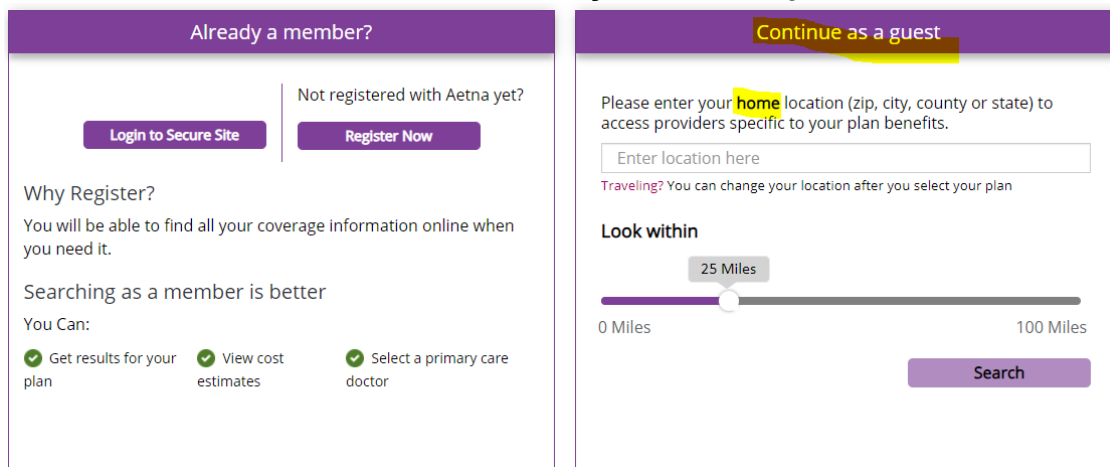
4. Click “Find a Doctor”



5. Under “Don’t have a member account?”, click “Plan from an employer”



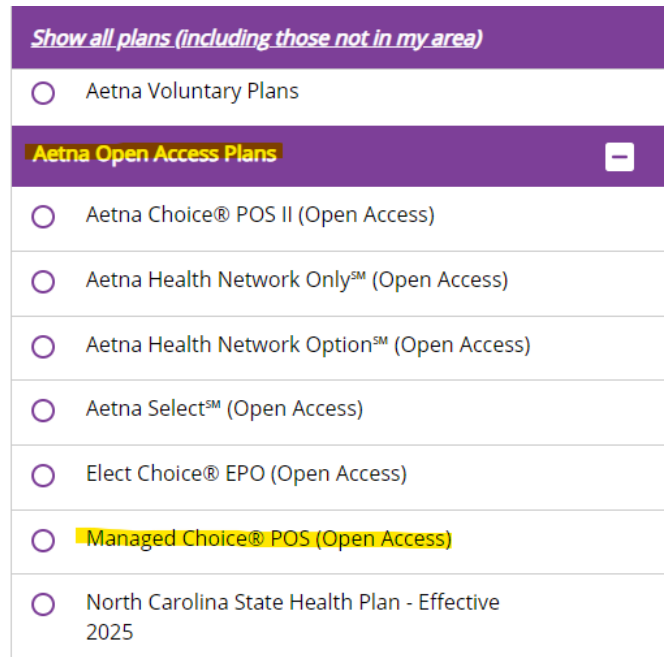
6. Under “Continue as a Guest” enter your home zip code



7. On the right hand side, scroll down to find the network you are looking for.

a. Under Aetna Open Access Plans, click **Managed Choice POS (Open Access)** if you are looking for:

- Basic Managed Choice (Bronze) – Broad Network

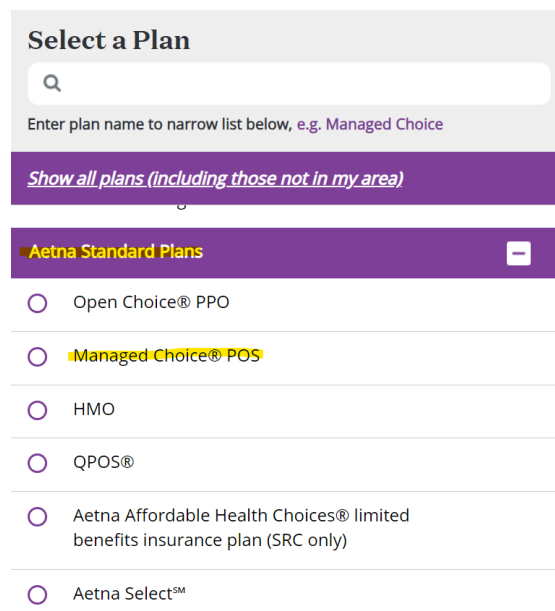


A screenshot of a web interface showing a list of Aetna Open Access Plans. At the top, there is a purple button labeled "Show all plans (including those not in my area)". Below this is a section header "Aetna Open Access Plans" with a minus sign icon. The list contains several options, each with a radio button. The option "Managed Choice® POS (Open Access)" is highlighted in yellow.

Plan Name
<input type="radio"/> Aetna Voluntary Plans
<input type="radio"/> Aetna Choice® POS II (Open Access)
<input type="radio"/> Aetna Health Network Only SM (Open Access)
<input type="radio"/> Aetna Health Network Option SM (Open Access)
<input type="radio"/> Aetna Select SM (Open Access)
<input type="radio"/> Elect Choice® EPO (Open Access)
<input type="radio"/> Managed Choice® POS (Open Access)
<input type="radio"/> North Carolina State Health Plan - Effective 2025

b. Under Aetna Standard Plans, click **Managed Choice POS** if you are looking for:

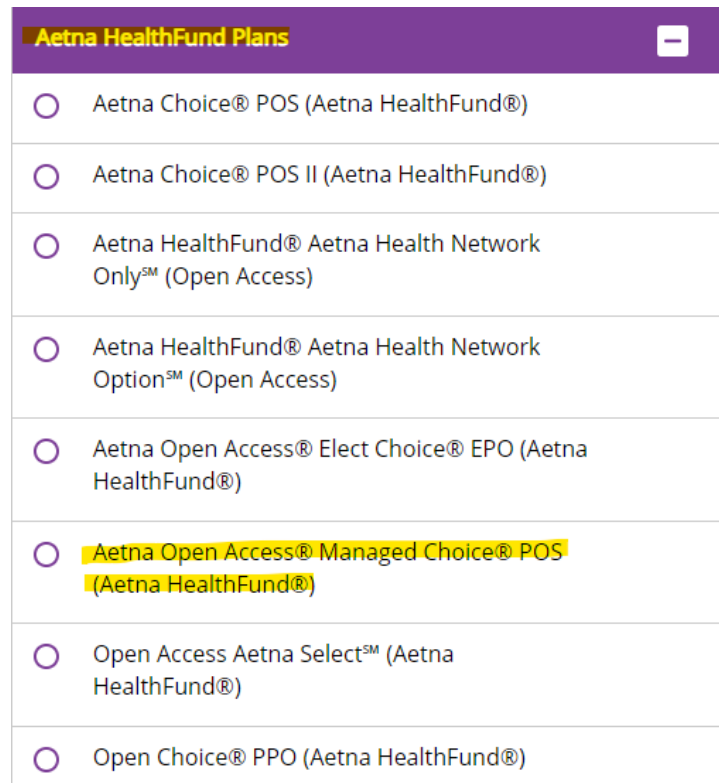
- Managed Choice (Silver Plus) – Broad Network



A screenshot of a web interface showing a list of Aetna Standard Plans. At the top, there is a search bar with a magnifying glass icon and the text "Enter plan name to narrow list below, e.g. Managed Choice". Below the search bar is a purple button labeled "Show all plans (including those not in my area)". Below this is a section header "Aetna Standard Plans" with a minus sign icon. The list contains several options, each with a radio button. The option "Managed Choice® POS" is highlighted in yellow.

Plan Name
<input type="radio"/> Open Choice® PPO
<input type="radio"/> Managed Choice® POS
<input type="radio"/> HMO
<input type="radio"/> QPOS®
<input type="radio"/> Aetna Affordable Health Choices® limited benefits insurance plan (SRC only)
<input type="radio"/> Aetna Select SM

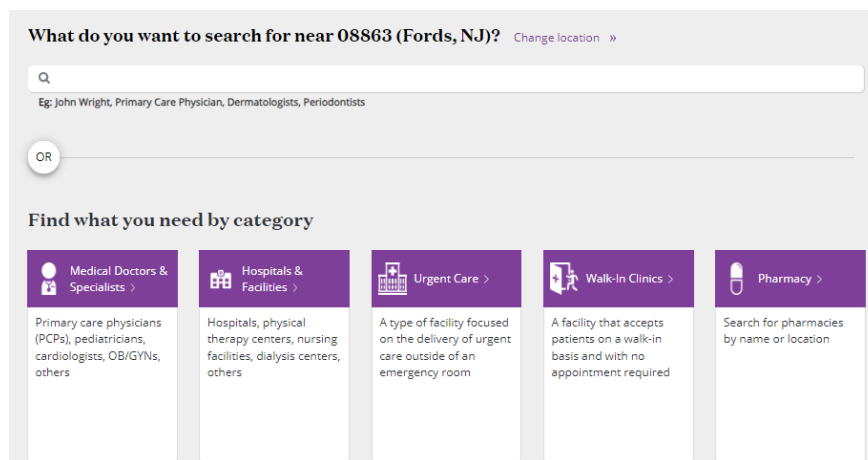
- c. Under Aetna HealthFund Plans, click **Aetna Open Access Managed Choice POS (Aetna Healthfund)** if you are looking for:
- HCRA – (Aetna Healthfund)



The screenshot shows a mobile application interface for selecting a health plan. At the top, there is a purple header bar with the text "Aetna HealthFund Plans" in white. Below the header is a list of eight plan options, each preceded by a radio button. The seventh option, "Aetna Open Access® Managed Choice® POS (Aetna HealthFund®)", is highlighted with a yellow background. The other options are: "Aetna Choice® POS (Aetna HealthFund®)", "Aetna Choice® POS II (Aetna HealthFund®)", "Aetna HealthFund® Aetna Health Network OnlySM (Open Access)", "Aetna HealthFund® Aetna Health Network OptionSM (Open Access)", "Aetna Open Access® Elect Choice® EPO (Aetna HealthFund®)", "Open Access Aetna SelectSM (Aetna HealthFund®)", and "Open Choice® PPO (Aetna HealthFund®)".

Aetna HealthFund Plans	
<input type="radio"/>	Aetna Choice® POS (Aetna HealthFund®)
<input type="radio"/>	Aetna Choice® POS II (Aetna HealthFund®)
<input type="radio"/>	Aetna HealthFund® Aetna Health Network Only SM (Open Access)
<input type="radio"/>	Aetna HealthFund® Aetna Health Network Option SM (Open Access)
<input type="radio"/>	Aetna Open Access® Elect Choice® EPO (Aetna HealthFund®)
<input type="radio"/>	Aetna Open Access® Managed Choice® POS (Aetna HealthFund®)
<input type="radio"/>	Open Access Aetna Select SM (Aetna HealthFund®)
<input type="radio"/>	Open Choice® PPO (Aetna HealthFund®)

8. Once you click “Continue” on the network you are looking for, you will be able to search by a specific doctor or by category.



The screenshot shows a search interface for medical services. At the top, there is a search bar with the placeholder text "What do you want to search for near 08863 (Fords, NJ)?" and a "Change location" link. Below the search bar is a search icon and a list of example search terms: "Eg: John Wright, Primary Care Physician, Dermatologists, Periodontists". Below this is a section titled "Find what you need by category" with five categories: "Medical Doctors & Specialists", "Hospitals & Facilities", "Urgent Care", "Walk-In Clinics", and "Pharmacy". Each category has a corresponding icon and a brief description of the service.

What do you want to search for near 08863 (Fords, NJ)? [Change location](#)

Q

Eg: John Wright, Primary Care Physician, Dermatologists, Periodontists

OR

Find what you need by category

Medical Doctors & Specialists	Hospitals & Facilities	Urgent Care	Walk-In Clinics	Pharmacy
Primary care physicians (PCPs), pediatricians, cardiologists, OB/GYNs, others	Hospitals, physical therapy centers, nursing facilities, dialysis centers, others	A type of facility focused on the delivery of urgent care outside of an emergency room	A facility that accepts patients on a walk-in basis and with no appointment required	Search for pharmacies by name or location